



League results tables • 2022 - 2023



Information

Click/tap the toggle buttons to show or hide a team's detailed weekly results. Key: NRY=No result yet, PP=Postponed. Click/tap here to see how teams are ranked in the tables below. Print or save this page - use the toggle buttons to show or hide detailed results beforehand.

Jump to Division 1 statistics or team:

[Statistics](#) [Wraxall](#) [Backwell](#) [Kingston Seymour A](#) [Woodpeckers](#) [Nailsea Institute](#) [Nailsea Nomads](#) [Archers](#) [Cleeve Devils](#) [Kingston Seymour](#) [Conservative Club](#) [Dark Horses](#)

Division 1

	Team name	P	W	L	T	Pts	For	Agst	Diff
1st	Wraxall	20	16	4	0	141	9152	8741	+411

	Team name	P	W	L	T	Pts	For	Agst	Diff
2nd	Backwell	20	14	6	0	132	9585	9288	+297

	Team name	P	W	L	T	Pts	For	Agst	Diff
3rd	Kingston Seymour A	20	17	3	0	129	9722	9494	+228


	Team name	P	W	L	T	Pts	For	Agst	Diff
4th	Woodpeckers	20	13	7	0	125	9578	9418	+160


	Team name	P	W	L	T	Pts	For	Agst	Diff
5th	Nailsea Institute	20	10	10	0	109	9482	9349	+133


	Team name	P	W	L	T	Pts	For	Agst	Diff
6th	Nailsea Nomads	20	9	11	0	104	9302	9221	+81

	Team name	P	W	L	T	Pts	For	Agst	Diff
7th	Archers	20	10	10	0	95	9143	9247	-104

	Team name	P	W	L	T	Pts	For	Agst	Diff
8th	Cleeve Devils	20	7	13	0	84	9358	9472	-114

	Team name	P	W	L	T	Pts	For	Agst	Diff
9th	Kingston Seymour	20	6	14	0	80	9111	9356	-245

	Team name	P	W	L	T	Pts	For	Agst	Diff
10th	Conservative Club	20	4	16	0	53	8161	8622	-461

	Team name	P	W	L	T	Pts	For	Agst	Diff
11th	Dark Horses	20	4	16	0	48	8734	9120	-386

Division 1 Statistics



Highest score	Player • Team	Pins
Away: Mens	D James 0098 • Nailsea Nomads	61
Away: Ladies	3 players currently tie	50
Away average: Mens	I Norton 0126 • Kingston Seymour A	45.80
Away average: Ladies	S Haines 0280 • Archers	40.60
Away: Under 21's	C Dixon 0051 • Backwell	43
Highest score	Team	Pins
Away: Team	Backwell	528
Highest N ^o of away spares achieved		Sprs
4 players currently tie		6